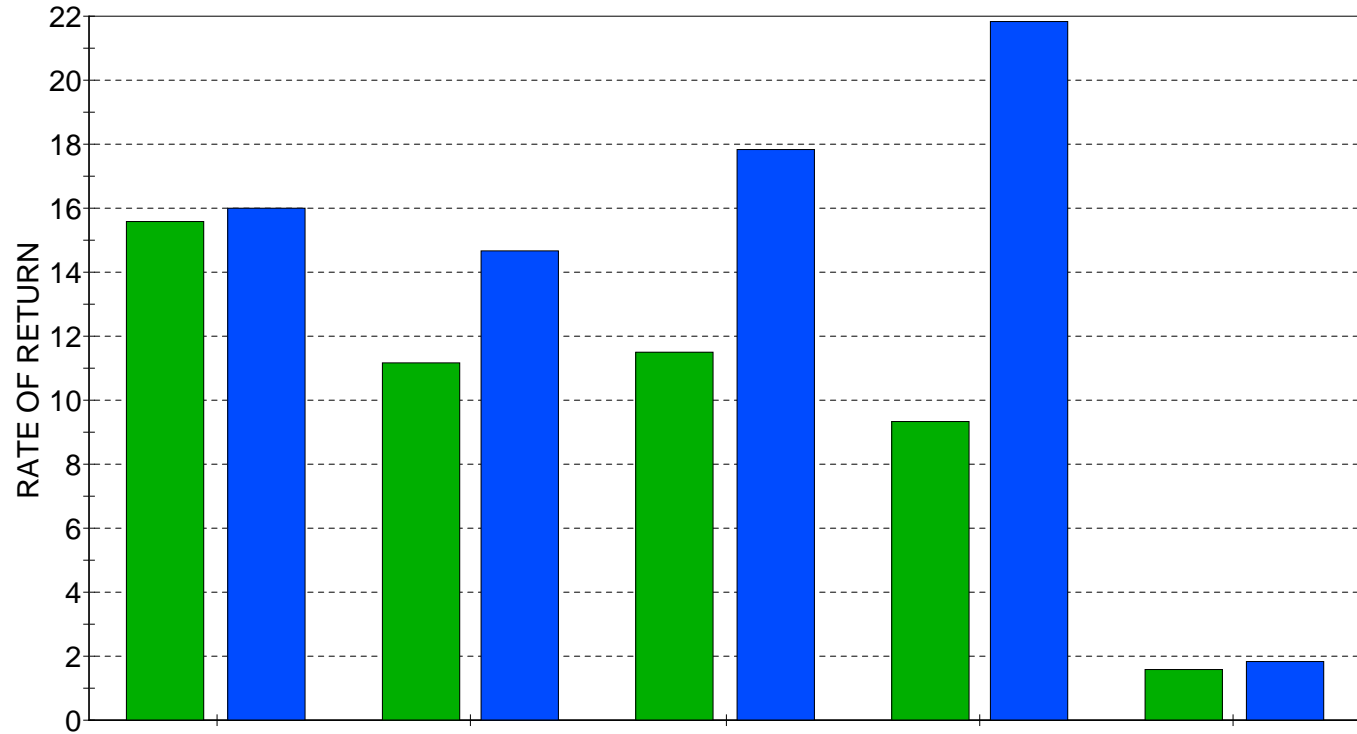
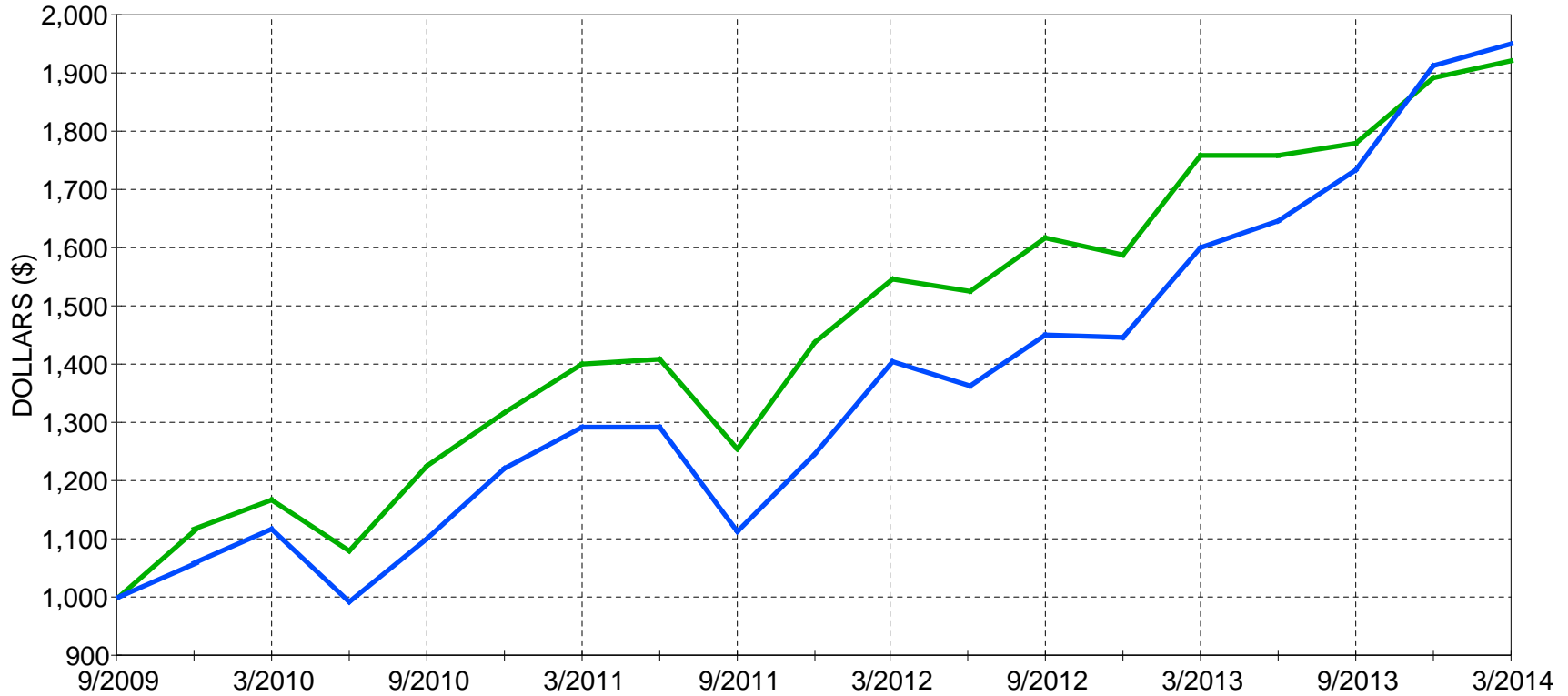


**ENHANCED DIVIDEND YIELD  
 COMPOUND ANNUAL RATES OF RETURN  
 INCEPTION TO MOST RECENT QUARTER (08/2009-03/2014)**



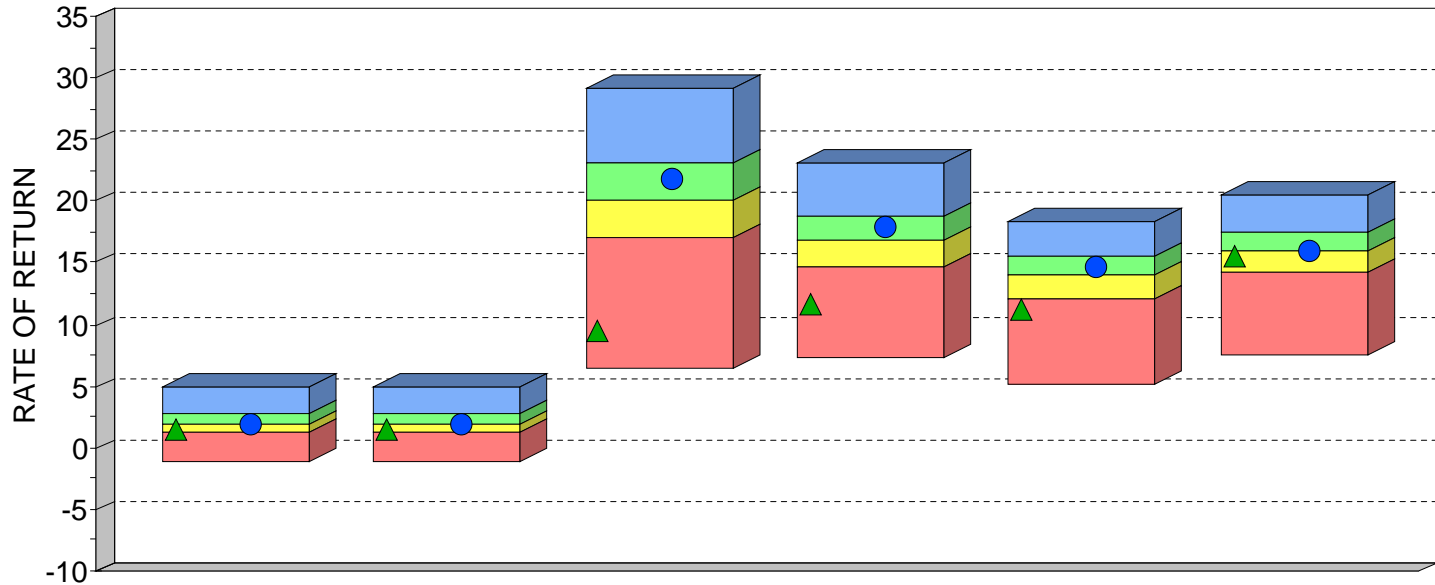
	Inception 9/2009 to 3/14	3 Years Trailing 3/14	2 Years Trailing 3/14	1 Year Trailing 3/14	Q1 2014
■ Cypress Asset Enhanced Div Yld	15.61	11.18	11.54	9.37	1.57
■ Standard & Poor's 500	15.97	14.66	17.84	21.86	1.81

**ENHANCED DIVIDEND YIELD  
 GROWTH OF AN INVESTMENT  
 SEPTEMBER 30, 2009 TO MARCH 31, 2014**



	Latest Quarter	Year To Date	1 Year	2 Years	Since Inception
— Cypress Asset Enhanced Div Yld	1,016	1,016	1,094	1,244	1,921
— Standard & Poor's 500	1,018	1,018	1,219	1,389	1,948

## QUARTILE RANKING BAR PSN BROAD EQUITY CONSERVATIVE PERIODS ENDING MARCH 31, 2014

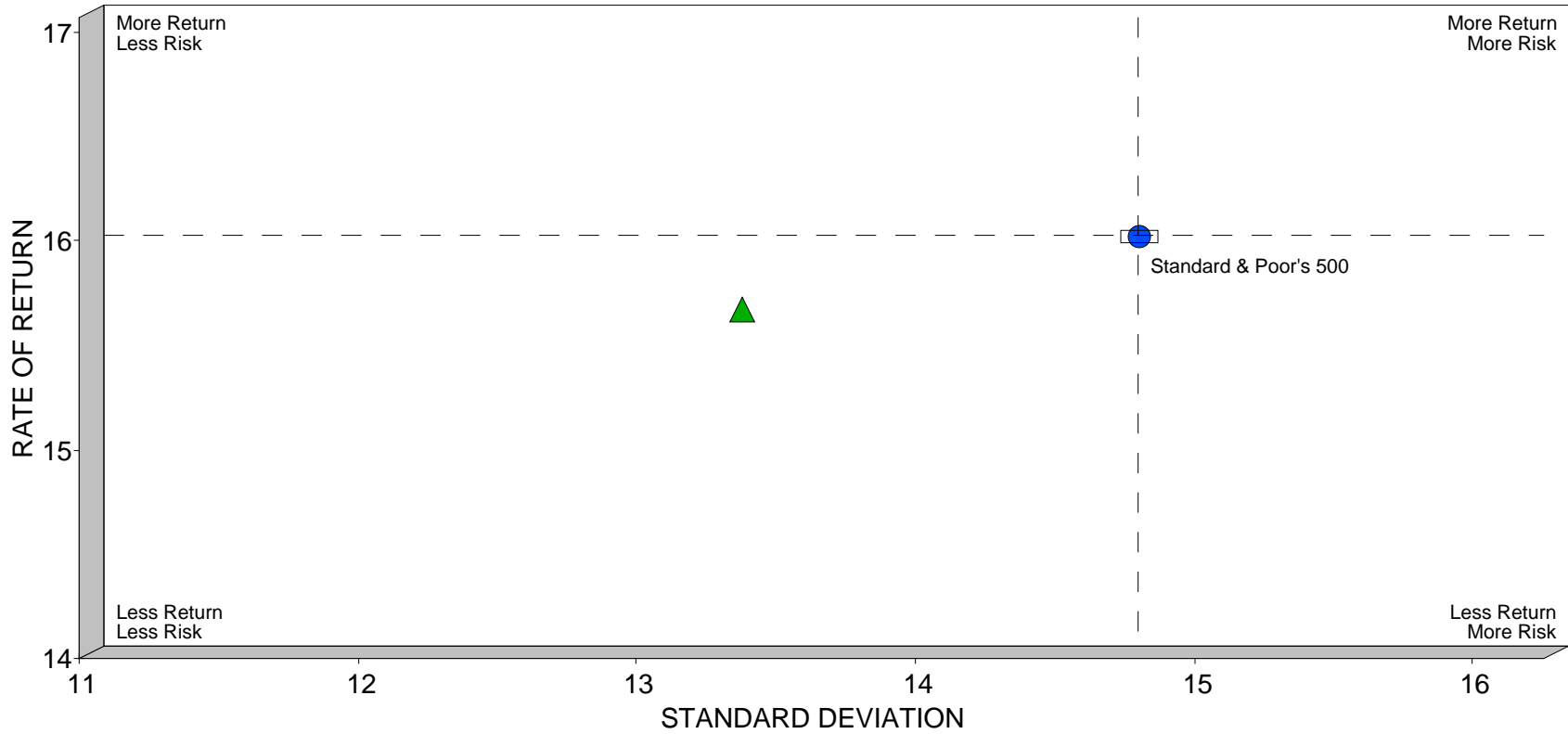


	Quarter Ending 3/14	Year To Date 2014	1 Year Trailing 3/14	2 Years Trailing 3/14	3 Years Trailing 3/14	Since Inception
HIGH (0.05)	4.98	4.98	29.26	23.10	18.27	20.55
FIRST QUARTILE	2.84	2.84	23.07	18.83	15.62	17.46
MEDIAN	1.92	1.92	20.13	16.80	14.06	15.89
THIRD QUARTILE	1.16	1.16	17.12	14.59	12.11	14.25
LOW (0.95)	-1.12	-1.12	6.35	7.39	5.25	7.51
MEAN	1.96	1.96	19.62	16.41	13.55	15.48
VALID COUNT	577	577	577	577	577	577

	Quarter Ending 3/14		Year To Date 2014		1 Year Trailing 3/14		2 Years Trailing 3/14		3 Years Trailing 3/14		Since Inception	
	VALUE	RANK	VALUE	RANK	VALUE	RANK	VALUE	RANK	VALUE	RANK	VALUE	RANK
▲ Cypress Asset Enhanced Div Yld	1.57	62	1.57	62	9.37	96	11.54	89	11.18	81	15.61	54
● Standard & Poor's 500	1.81	54	1.81	54	21.86	35	17.84	36	14.66	40	15.97	48

# TOTAL RISK REWARD

SEPTEMBER 30, 2009 TO MARCH 31, 2014



	ROR	Std Dev Pop	Alpha	Beta	R-Squared
▲ Cypress Asset Enhanced Div Yld	15.61	13.33	2.21	0.83	0.84
● Standard & Poor's 500	15.97	14.75	0.00	1.00	1.00